




# RFID TAGS

Horizon of Possibilities



John Smith



## RFID Tags

in ELLIPSIS Series Balances

RFID tag\*, the key that opens the

# horizon of possibilities

we give you as a gift. Along with it, you gain the confidence that:

**1. You have been correctly identified as a user**  
Simply close the RFID tag to the terminal to access the data. This way you don't have to enter your name and password every time you want to log in. This means data security and time saving.

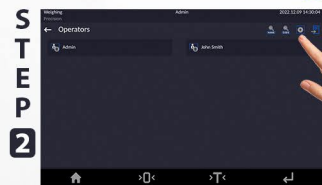
**2. The good or ingredient of the recipe has been selected correctly**  
You can use the RFID tag to mark specific goods or recipe ingredients in the database. This solution guarantees error-free formulation and reduces the procedure time.

And it's all automatic! You don't have to do anything yourself. RFID will do it for you.

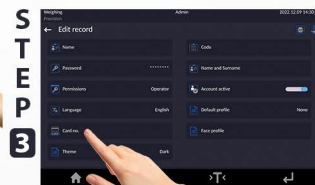
## How to Use RFID Tag with ELLIPSIS Balances?



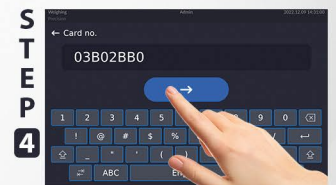
Click the Parameters field and then the Operators field.



Add an operator and fill in your data.



Click the Card no. field and close the tag to the terminal.



Click to confirm the settings. **You have been registered as a ELLIPSIS user!**

### What Is an RFID Tag and How Does It Work?

RFID is a proximity (contactless) tag with a microprocessor (chip) and an antenna. It is a passive tag, meaning that it does not emit a signal by itself; it uses radio waves of a specific frequency for **identification**.

The RFID tag allows access to defined capabilities by radio-frequency identification of a specific access code or person. So it is a kind of **key**.

### In Short, RFID Technology Is:

- security (100% identification of the user)
- elimination of "human factor" errors
- optimization of working time
- improvement of efficiency
- ease of use
- **horizon of possibilities**



\* RFID ISO/IEC 14443 Type A, 13,56 MHz

