



More information on the website  
[mirror.radwag.com/it/info,w1,ZEA](http://mirror.radwag.com/it/info,w1,ZEA)

# Piattaforma PL 3/6/D2

WX-009-1002



The drawings, photos and graphics used are for illustrative purposes only.

## Specifiche

Parametri metrologici	
Portata massima [Max]	3 / 6 kg
Divisione [d]	2 g
Costruzione	
Punteggio IP	IP 43
Struttura	ABS plastic
Materiale da pesata	Stainless steel AISI304
Parametri fisici	
Dimensione piatto	195×195 mm
Dimensioni del pacco L x P x A	530×310×150 mm
Peso net	2,7 kg
Peso lordo	3,6 kg

**Precisione di lettura** - valore previsto, a seconda dei parametri del trasmettitore di misura utilizzato.

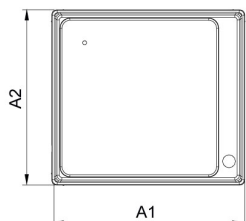


## Accessori (Additional Fee)

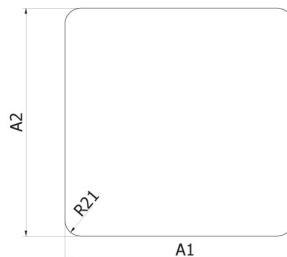
Bilance CY10 per controllo CPC  
 Terminale di pesata PUE CY10  
 Bilancia multifunzione CY10  
 Terminale di pesata PUE 5  
 Bilancia di precisione CY10

Terminale di pesata PUE HX7  
 Terminale di pesata PUE C32  
 Terminale di pesata PUE 7.1  
 Terminale di pesata PUE HY10  
 Convertitore RS 232 – USB


## Device dimensions L x P x A




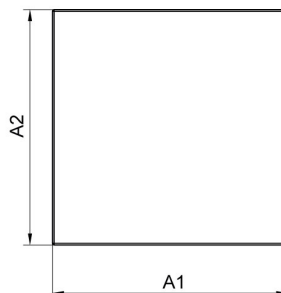
PL/D2



PLC/F1



PLC/C2  
PLC/C3



PL/H  
PL/HR

Platform type	A1	A2	H
PL/D2	238	216	82±3
PLC/F1	300	300	70±3
PLC/C2	402	502	103±3
PLC/C3	701	501	130±5
PL/H1 / PL/HR1	150	200	85±3
PL/H2 / PL/HR2	250	300	103±3
PL/H3 / PL/HR/3	410	410	98±3
PL/H3/5 / PL/HR/3/5	400	600	155±3
PL/H4 / PL/HR/4	500	500	155±3
PL/H5 / PL/HR/5	600	600	155±3
PL/H6	800	800	135±3

dimensions in mm