



More information on the website
mirror.radwag.com/de/info,w1,ZEA

Wägeplattform PL 3/6/D2



The drawings, photos and graphics used are for illustrative purposes only.

Technische Daten

Messtechnische Parameter	
Wägebereich [Max]	3 / 6 kg
Zifferschritt [d]	2 g
Konstruktion	
Schutzart	IP 43
Gehäuse	ABS Kunststoff
Waageschale	Edelstahl AISI304
Physikalische Parameter	
Waageschale	195×195 mm
Verpackungsgröße	530×310×150 mm
Nettogewicht	2,7 kg
Bruttogewicht	3,6 kg

Ablesegenauigkeit – Erwartungswert, abhängig von den Parametern des verwendeten Messumformers.

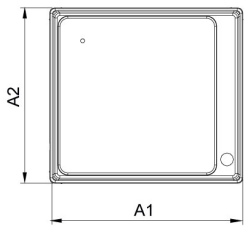


Zubehör

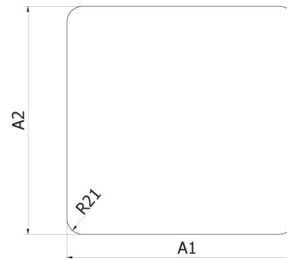

Waagen CY10 für FPVO
 Wägeterminal PUE CY10
 Multifunktionswaage CY10
 Wägeterminal PUE 5
 Präzisionswaage CY10

Wägeterminal PUE C32
 Wägeterminal PUE 7.1
 Wägeterminal PUE HX7
 Wägeterminal PUE HY10
 Konverter RS 232 – USB


Abmessungen des Geräts



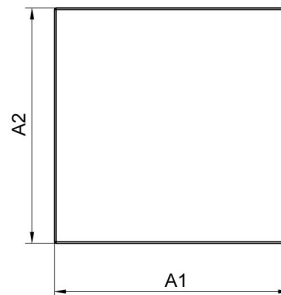

PL/D2




PLC/F1



PLC/C2
PLC/C3



PL/H
PL/HR



Platform type	A1	A2	H
PL/D2	238	216	82±3
PLC/F1	300	300	70±3
PLC/C2	402	502	103±3
PLC/C3	701	501	130±5
PL/H1 / PL/HR1	150	200	85±3
PL/H2 / PL/HR2	250	300	103±3
PL/H3 / PL/HR/3	410	410	98±3
PL/H3/5 / PL/HR/3/5	400	600	155±3
PL/H4 / PL/HR/4	500	500	155±3
PL/H5 / PL/HR/5	600	600	155±3
PL/H6	800	800	135±3

dimensions in mm