



More information on the website
mirror.radwag.com/de/info,w1,Y4J

Wägeplattform PL/4/1500/H8/Z

WX-009-1020



The drawings, photos and graphics used are for illustrative purposes only.

Technische Daten

Messtechnische Parameter	
Wägebereich [Max]	1500 kg
Ablesbarkeit [d]	500 g
Konstruktion	
Schutzart	IP 66 / 69
Konstruktion	Edelstahl AISI304
Waageschale	Edelstahl AISI304
Physikalische Parameter	
Waageschale	1200×1200 mm
Höhe Wägeplattform	88 mm
Verpackungsgröße B x T x H	1400×1400×550 mm

Ablesegenauigkeit – Erwartungswert, abhängig von den Parametern des verwendeten Messumformers.

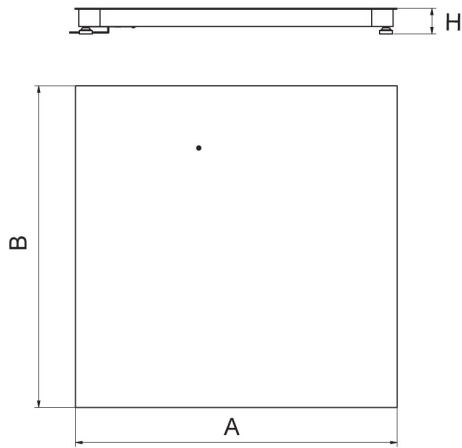


Zubehör (Additional Fee)

Wägeterminal PUE 5
Wägeterminal PUE HX7

Wägeterminal PUE 7.1
Wägeterminal PUE HY10

Abmessungen des Geräts B x T x H



Platform	A	B	H
PLC/4/C6	800	800	120 ±10
PLC/4/C7	1000	1000	120 ±10
PLC/4/C8	1200	1200	120 ±10
PLC/4/C8/9	1200	1500	120 ±10
PLC/4/C9	1500	1500	120 ±10
PLC/4/C10	1500	2000	120 ±10
PLC/4/C11	2000	2000	120 ±10

dimensions in mm

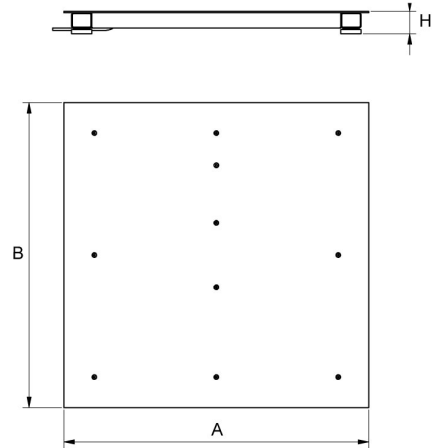
PLC/4/C



PL/4/H6/Z
PL/4/H7/Z
PL/4/H8/Z



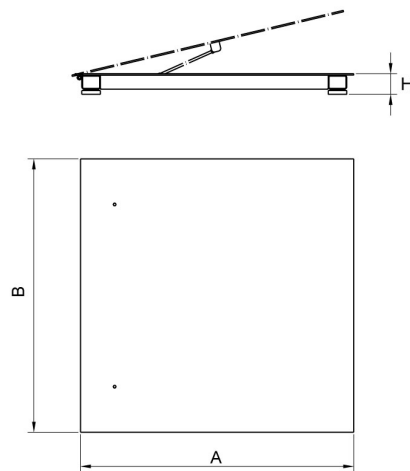
PL/4/H8/9/Z
PL/4/H9/Z
PL/4/H10/Z



Platform	A	B	H
PL/4/H6	800	800	88 ±2
PL/4/H7	1000	1000	88 ±2
PL/4/H8	1200	1200	88 ±2
PL/4/H8/9	1200	1500	88 ±2
PL/4/H9	1500	1500	88 ±2
PL/4/H10	1500	2000	111 ±2

dimensions in mm

PL/4/H



Platform	A	B	H
PL/4/H6/Z	800	800	88 ±2
PL/4/H7/Z	1000	1000	88 ±2
PL/4/H8/Z	1200	1200	88 ±2
PL/4/H8/9/Z	1200	1500	88 ±2
PL/4/H9/Z	1500	1500	88 ±2
PL/4/H10/Z	1500	2000	111 ±2

dimensions in mm

PL/4/H/Z