



More information on the website
mirror.radwag.com/en/info,w1,XWS






















WLC 1/10.X7 Precision Balance

WL-227-0009



The drawings, photos and graphics used are for illustrative purposes only.

Functions

-  Autotest
-  Dosing
-  Plus/Minus Control
-  Percent Weighing
-  Parts counting
-  Peak hold
-  Formulation
-  Newton unit measurement
-  Statistics
-  Checkweighing
-  IR sensors
-  Under-pan weighing
-  GLP Procedures
-  Animal weighing
-  Density determination
-  Ambient conditions monitoring
-  Replaceable unit
-  Statistical Quality Control
-  ALIBI Memory
-  Mass for titrator
-  Wi-Fi

Datasheet

Metrological parameters	
Maximum capacity [Max]	10 kg
Readability [d]	0.01 / 0.1 g

Metrological parameters	
Verification unit [e]	-
Tare range	-10 kg
Repeatability	0.015 / 0.08 g
Linearity	±0.03 / 0.3 g
Stabilization time	4 / 2 s
Adjustment	external
Physical parameters	
Leveling system	manual
Display	7" graphic colour touchscreen
Delivery components	Balance, weighing pan, weighing pan shield, grounding bumper ×1, bumper ×3, power supply.
Weighing pan dimensions	195×195 mm
Packaging dimensions W x D x H	430×270×190 mm
Net weight	2.2 kg
Gross weight	3.8 kg
Construction	
Protection class	IP 43
Components and software	
Database capacity	Products, Users, Packaging, Customers, Formulations, Formulations reports, Ambient Conditions, Weighings, Alibi memory
Communication interface	
Communication interface	2×RS232 ¹ , USB-A, USB-B, Ethernet, Wi-Fi
Electrical parameters	
Power supply	Adapter: 100 – 240V AC 50/60Hz 0.6A; 12V DC 1.2A Balance: 10 – 15VDC 0.6A max
Environmental conditions	
Operating temperature	+10 – +40 °C

Repeatability is expressed as a standard deviation from 10 weighing cycles.

Stabilization time depends on the ambient conditions and the dynamics of weighing pan loading; specified for FAST profile.

¹ Barcode scanners, available as weighing instrument accessory, communicate with the instrument via RS232 interface exclusively.

* Wi-Fi® is a registered trademark of Wi-Fi® Alliance.



Accessories (Additional Fee)

Balance Storage Case
Antivibration Tables
Power Adapters
RS 232 cables (scale - printer)
Cigarette lighter receptacle power supply cables
USB cable (scale - printer)
Barcode scanners

Under-pan weighing
RS 232, RS 485 cables
Density determination KIT
Displays
Receipt Printer
Protective cover for balances
RS 232 – RS 485 Converter

Software (Additional Fee)

- RAD Key [WX-010-0005]
- R-Lab [WX-010-0080]
- RADWAG Development Studio [WX-010-0104]

- Alibi Reader [WX-010-0114]
- Scale Editor 2.1 [WX-010-0173]

Device dimensions W x D x H

