



More information on the website  
[mirror.radwag.com/us/info,w1,XNJ](http://mirror.radwag.com/us/info,w1,XNJ)

# WLC 20/A2 Precision Balance


WL-206-0022




The drawings, photos and graphics used are for illustrative purposes only.

## Functions

 Plus/Minus Control

 Percent Weighing


 Totalizing

 Parts counting

 Internal battery

 Peak hold

 Newton unit measurement

 Under-pan weighing

## Datasheet

Metrological parameters	
Maximum capacity [Max]	20 kg
Minimum load	-
Readability [d]	0,1 g
Verification unit [e]	-
Tare range	-20 kg
Repeatability	0,1 g
Linearity	±0,3 g
Stabilization time	3 s
Adjustment	external

Metrological parameters	
OIML Class	-
Physical parameters	
Leveling system	manual
Display	4,3" LCD (backlit)
Weighing pan dimensions	195×195 mm
Packaging dimensions W x D x H	430×270×190 mm
Net weight	2,63 kg
Gross weight	3 kg
Construction	
Protection class	IP 43
Communication interface	
Communication interface	2×RS232, USB-A, USB-B
Electrical parameters	
Power supply	Adapter: 100 – 240V AC 50/60Hz 0,6A; 12V DC 1,2A Balance: 10 – 15VDC 0,6A max
Operation time on batteries	15 h (average time)
Environmental conditions	
Operating temperature	+15 – +30 °C
Relative humidity	10% – 85% RH no condensation



## Accessories (Additional Fee)

!Balance Storage Case  
 Antivibration tables  
 Power Adapters  
 RS 232 cables (scale - printer)  
 Cigarette lighter receptacle power supply cables  
 Displays  
 Under-pan weighing

RS 232, RS 485 cables  
 RS 232 – Ethernet Converter  
 RS 232 – USB Converter  
 Protective cover for balances  
 RS 232 – RS 485 Converter  
 Receipt Printer

## Software (Additional Fee)

- RAD Key [WX-010-0005]
- Scale Editor - EWAG 2.1 [WX-010-0173]

- Alibi Reader PC Software [WX-010-0114]

# Device dimensions W x D x H



WLC A2



WLC F1/K

WLC F1/R



WLC C2/K

WLC C2/R