



More information on the website
mirror.radwag.com/en/info,w1,WNL






















5Y.60.PM Precision Balance

WL-224-0007



The drawings, photos and graphics used are for illustrative purposes only.

Functions

-  Autotest
-  Dosing
-  Percent Weighing
-  Parts counting
-  Peak hold
-  Formulation
-  Newton unit measurement
-  Statistics
-  Checkweighing
-  IR sensors
-  GLP Procedures
-  Animal weighing
-  Pipettes Calibration
-  Air density correction
-  Density determination
-  Differential weighing
-  Ambient conditions monitoring
-  Statistical Quality Control
-  Packaged Goods Control
-  ALIBI Memory
-  Wi-Fi

Datasheet

Metrological parameters

Maximum capacity [Max]	60 kg
Minimum load	10 g

Metrological parameters	
Preload range	6 kg
Readability [d]	0.1 g
Verification unit [e]	1 g
Tare range	-60 kg
Standard repeatability [5% Max]	0.041 g
Standard repeatability [Max]	0.15 g
Minimum weight (USP)	82 g
Minimum weight (U=1%,k=2)	8.2 g
Linearity	±0.3 g
Stabilization time	1 s
Adjustment	internal (automatic)
OIML Class	II
Physical parameters	
Leveling system	semi-automatic – LevelSENSING
Display	10" graphic colour touchscreen
Delivery components	Precision Balance, weighing pan, power supply.
Weighing pan dimensions	400×500 mm
Packaging dimensions W x D x H	710×610×240 mm
Net weight	22 kg
Gross weight	26.5 kg
Construction	
Protection class	IP 43
Communication interface	
Communication interface	2×USB-A, USB-C, RS 232 (COM3), HDMI, Ethernet, Wi-Fi, Hotspot
Electrical parameters	
Power supply	Adapter: 100 – 240V AC 50/60Hz 1A; 15V DC 2.4A Balance: 12 – 15V DC 1.6A max; 10–19W*
Environmental conditions	
Operating temperature	+10 – +40 °C

Repeatability is expressed as a standard deviation from 10 cycles of mass standard weighing.

Stabilization time depends on the ambient conditions and the dynamics of weighing pan loading; specified for FAST profile.

*Power consumption depends on the terminal configuration and the number and type of external devices connected.

Preload - value equal to ±10% of the maximum load [Max] of the legalised balance. It is possible to start the balance with the mass placed on the pan equal to the maximum preload value.

* Wi-Fi® is a registered trademark of Wi-Fi® Alliance.



Additional fee for verification



Accessories (Additional Fee)

MediaBox

Barcode scanners

RFID Tags
Antivibration Tables
Power Adapters
Additional modules
Professional Weighing Tables
Protective cover for balances

RS 232, RS 485 cables
Stands, wall mounting kits and mounting brackets
Receipt Printer
Fingerprint Reader
RS 232 – USB Converter

Software (Additional Fee)

- E2R Weighing [WX-010-0099]
- RADWAG Remote Desktop [WX-010-0107]

- Label Editor R02 [WX-010-0094]
- Scale Editor 2.1 [WX-010-0173]

Device dimensions W x D x H

