



More information on the website  
[mirror.radwag.com/en/info,w1,VX1](http://mirror.radwag.com/en/info,w1,VX1)

# WLC 10/A2 Precision Balance


WL-206-0004




The drawings, photos and graphics used are for illustrative purposes only.

## Functions

 Plus/Minus Control

 Percent Weighing


 Totalizing

 Parts counting

 Internal battery

 Peak hold

 Newton unit measurement

 Under-pan weighing

## Datasheet

Metrological parameters	
Maximum capacity [Max]	10 kg
Minimum load	-
Readability [d]	0.1 g
Verification unit [e]	-
Tare range	-10 kg
Repeatability	0.1 g
Linearity	±0.3 g
Stabilization time	3 s
Adjustment	external

Metrological parameters	
OIML Class	-
Physical parameters	
Leveling system	manual
Display	4.3" LCD (backlit)
Weighing pan dimensions	195×195 mm
Packaging dimensions W x D x H	430×270×190 mm
Net weight	3 kg
Gross weight	3.5 kg
Construction	
Protection class	IP 43
Communication interface	
Communication interface	2×RS232, USB-A, USB-B
Electrical parameters	
Power supply	Adapter: 100 – 240V AC 50/60Hz 0.6A; 12V DC 1.2A Balance: 10 – 15VDC 0.6A max
Operation time on batteries	15 h (average time)
Environmental conditions	
Operating temperature	+15 – +30 °C
Relative humidity	10% – 85% RH no condensation

**Repeatability** is expressed as a standard deviation from 10 weighing cycles.

**Stabilization time** depends on the ambient conditions and the dynamics of weighing pan loading; specified for FAST profile.



## Accessories (Additional Fee)

Balance Storage Case  
 Antivibration Tables  
 Power Adapters  
 RS 232 cables (scale - printer)  
 Cigarette lighter receptacle power supply cables  
 Displays  
 Under-pan weighing

RS 232, RS 485 cables  
 Density determination KIT  
 RS 232 – Ethernet Converter  
 Receipt Printer  
 RS 232 – USB Converter  
 Protective cover for balances  
 RS 232 – RS 485 Converter

## Software (Additional Fee)

- RAD Key [WX-010-0005]
- R-Lab [WX-010-0080]

- Alibi Reader [WX-010-0114]
- Scale Editor 2.1 [WX-010-0173]

# Device dimensions W x D x H

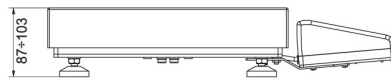
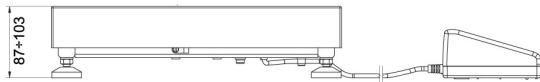


WLC A2



WLC F1/K

WLC F1/R



WLC C2/K

WLC C2/R