



More information on the website
mirror.radwag.com/fr/info,w1,RMH

Plateforme PL/150/H4

WX-009-0017



The drawings, photos and graphics used are for illustrative purposes only.

Paramètres Techniques

| Paramètres métrologiques | |
|--------------------------|--------------------------|
| Capacité maximale [Max] | 150 kg |
| Précision de lecture [d] | 50 g |
| Construction | |
| Degré de protection | IP 66 / 67 |
| Construction | Acier inoxydable AISI304 |
| Matériel du plateau | Acier inoxydable AISI304 |
| Paramètres physiques | |
| Dimension du plateau | 500×500 mm |
| Dimensions de colis | 610×610×330 mm |

Précision de lecture - valeur attendue, en fonction des paramètres du transducteur de mesure utilisé.

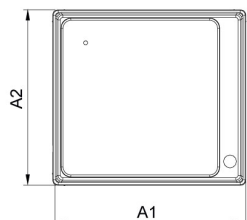


Accessoires (Additional Fee)

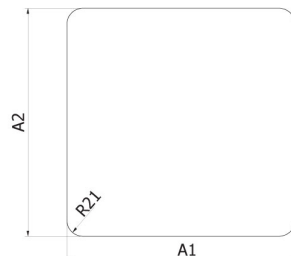
Terminal de pesage PUE 5
Terminal de pesage PUE 7.1
Terminal de pesage PUE HX7

Terminal de pesage PUE C315
Terminal de pesage PUE HY10
Terminal de pesage PUE H315


Dimensions d'appareil



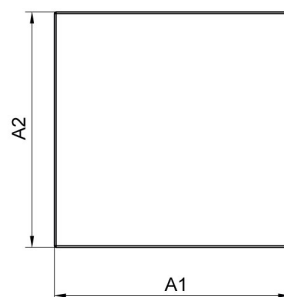
PL/D2



PLC/F1



PLC/C2
PLC/C3



PL/H
PL/HR



| Platform type | A1 | A2 | H |
|---------------------|-----|-----|-------|
| PL/D2 | 238 | 216 | 82±3 |
| PLC/F1 | 300 | 300 | 70±3 |
| PLC/C2 | 402 | 502 | 103±3 |
| PLC/C3 | 701 | 501 | 130±5 |
| PL/H1 / PL/HR1 | 150 | 200 | 85±3 |
| PL/H2 / PL/HR2 | 250 | 300 | 103±3 |
| PL/H3 / PL/HR3 | 410 | 410 | 98±3 |
| PL/H3/5 / PL/HR/3/5 | 400 | 600 | 155±3 |
| PL/H4 / PL/HR4 | 500 | 500 | 155±3 |
| PL/H5 / PL/HR5 | 600 | 600 | 155±3 |
| PL/H6 | 800 | 800 | 135±3 |

dimensions in mm