radwag.com

Wägeplattform PLC/4/6000/C10

WX-009-1146

More information on the website
mirror.radwag.com/de/info,w1,R47

The drawings, photos and graphics used are for illustrative purposes only.

Technische Daten

Messtechnische Parameter	
Wägebereich [Max]	6000 kg
Ablesbarkeit [d]	2 kg
Konstruktion	
Schutzart	IP 65 Konstruktion, IP 67 Tensometer
Konstruktion	pulverbeschichteter Stahl St3S
Waageschale	pulverbeschichteter Stahl St3S
Physikalische Parameter	
Waagschale	1500×2000 mm
Höhe Wägeplattform	160 ± 10 mm

Ablesegenauigkeit – Erwartungswert, abhängig von den Parametern des verwendeten Messumformers.

Zubehör (Additional Fee)

Waagen CY10 für FPVO
Wägeterminal PUE CY10
Multifunktionswaage CY10
Wägeterminal PUE 5
Präzisionswaage CY10
Wägeterminal PUE HX7
Wägeterminal PUE C32
Wägeterminal PUE 7.1
Waagen Fundament-Einbaurahmen
Wägeterminal PUE C315
Wägeterminal PUE HY10
Wägeterminal PUE H315

Abmessungen des Geräts B x T x H

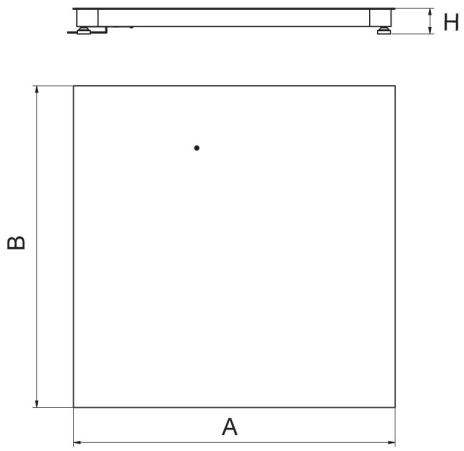

Platform	A	B	H
PLC/4/C6	800	800	120 ±10
PLC/4/C7	1000	1000	120 ±10
PLC/4/C8	1200	1200	120 ±10
PLC/4/C8/9	1200	1500	120 ±10
PLC/4/C9	1500	1500	120 ±10
PLC/4/C10	1500	2000	120 ±10
PLC/4/C11	2000	2000	120 ±10

dimensions in mm

PLC/4/C

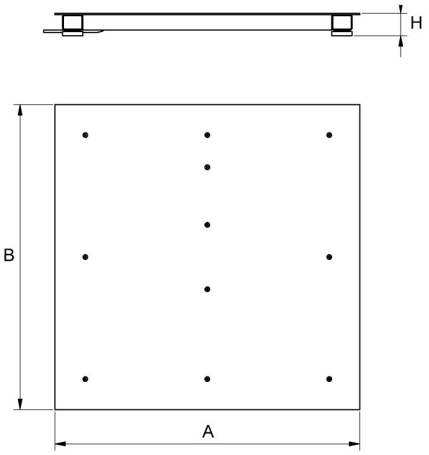

Platform	A	B	H
PL/4/H6	800	800	88 ±2
PL/4/H7	1000	1000	88 ±2
PL/4/H8	1200	1200	88 ±2
PL/4/H8/9	1200	1500	88 ±2
PL/4/H9	1500	1500	88 ±2
PL/4/H10	1500	2000	111 ±2

dimensions in mm

PL/4/H

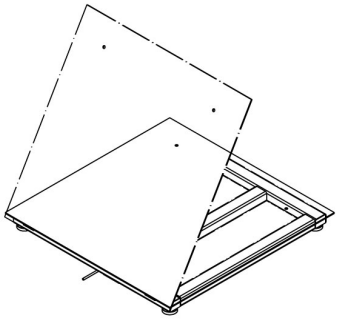

PL/4/H6/Z
PL/4/H7/Z
PL/4/H8/Z

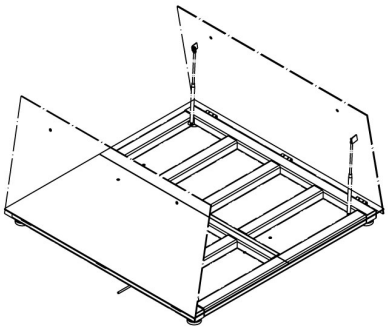

PL/4/H8/9/Z
PL/4/H9/Z
PL/4/H10/Z

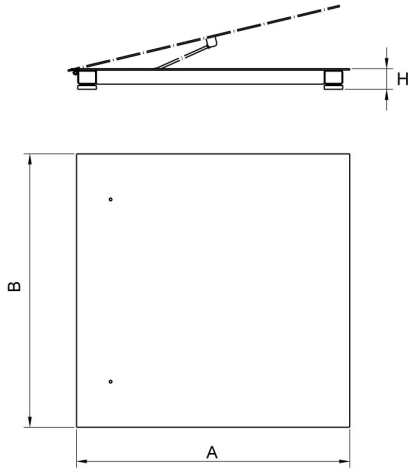

Platform	A	B	H
PL/4/H6/Z	800	800	88 ±2
PL/4/H7/Z	1000	1000	88 ±2
PL/4/H8/Z	1200	1200	88 ±2
PL/4/H8/9/Z	1200	1500	88 ±2
PL/4/H9/Z	1500	1500	88 ±2
PL/4/H10/Z	1500	2000	111 ±2

dimensions in mm

PL/4/H/Z