



More information on the website
mirror.radwag.com/en/info,w1,Q67

WTC 200 Precision Balance

WL-210-0004





The drawings, photos and graphics used are for illustrative purposes only.

Functions

 Plus/Minus Control

 Percent Weighing

 Parts counting

 Peak hold

 GLP Procedures

 ALIBI Memory

Datasheet

Metrological parameters	
Maximum capacity [Max]	200 g
Readability [d]	0.001 g
Tare range	-200 g
Repeatability	0.002 g
Linearity	±0.004 g
Stabilization time	2 s
Adjustment	external
Physical parameters	
Leveling system	manual

Physical parameters	
Display	4.3" LCD (backlit)
Weighing pan dimensions	ø100 mm
Packaging dimensions W x D x H	330×230×140 mm
Net weight	0.96 kg
Gross weight	1 kg
Construction	
Protection class	IP 43
Communication interface	
Communication interface	RS232, USB-A, USB-B
Electrical parameters	
Power supply	Adapter: 100 – 240V AC 50/60Hz 0.6A; 12V DC 1.2A Balance: 10 – 15VDC 0.6A max
Operation time on batteries	15 h (average time)
Environmental conditions	
Operating temperature	+15 – +30 °C
Relative humidity	10% – 85% RH no condensation

Repeatability is expressed as a standard deviation from 10 weighing cycles.

Stabilization time depends on the ambient conditions and the dynamics of weighing pan loading; specified for FAST profile.



Accessories (Additional Fee)

Antivibration Tables
Power Adapters
RS 232 cables (scale - printer)
Cigarette lighter receptacle power supply cables

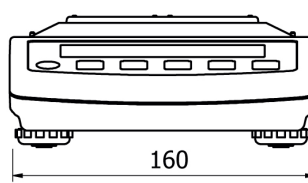
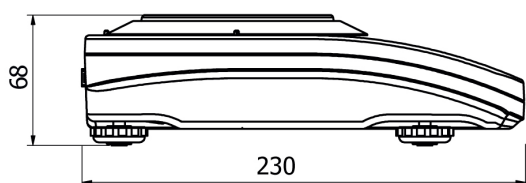
Displays
RS 232, RS 485 cables
Receipt Printer

Software (Additional Fee)

• RAD Key [WX-010-0005]
• R-Lab [WX-010-0080]

• Alibi Reader [WX-010-0114]
• Scale Editor 2.1 [WX-010-0173]

Device dimensions W x D x H



WTC, d = 0.001 g