



More information on the website
mirror.radwag.com/it/info,w1,PDS

Piattaforma PL/300/H6

WX-009-0022



The drawings, photos and graphics used are for illustrative purposes only.

Specifiche

Parametri metrologici	
Portata massima [Max]	300 kg
Divisione [d]	100 g
Costruzione	
Punteggio IP	IP 66 / 67
Costruzione	Stainless steel AISI304
Materiale da pesata	Stainless steel AISI304
Parametri fisici	
Dimensione piatto	800×800 mm
Dimensioni del pacco L x P x A	1250×820×270 mm

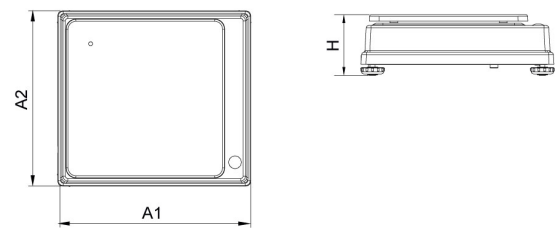
Precisione di lettura - valore previsto, a seconda dei parametri del trasmettitore di misura utilizzato.



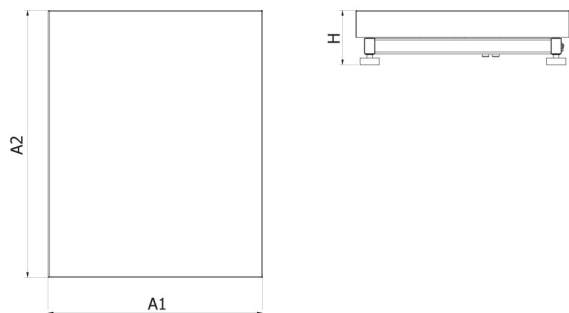
Accessori (Additional Fee)

Terminale di pesata PUE 5
Terminale di pesata PUE HX7
Terminale di pesata PUE 7.1

Device dimensions L x P x A

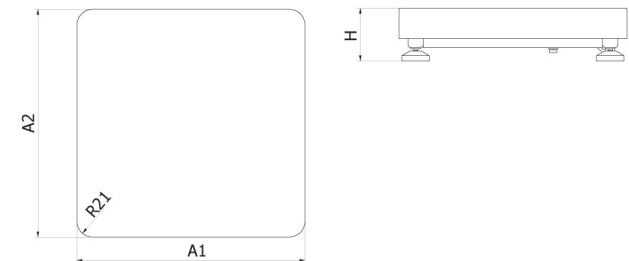


PL/D2

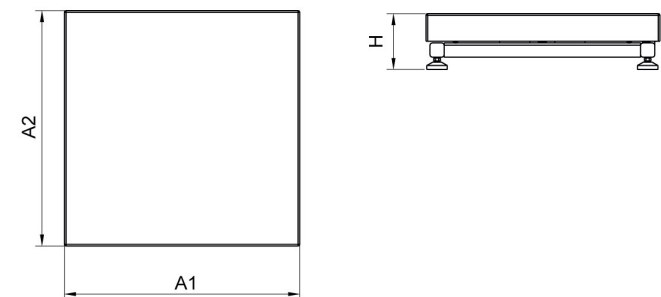


PLC/C2
PLC/C3

Terminale di pesata PUE C315
Terminale di pesata PUE HY10
Terminale di pesata PUE H315



PLC/F1



PL/H
PL/HR

Platform type	A1	A2	H
PL/D2	238	216	82±3
PLC/F1	300	300	70±3
PLC/C2	402	502	103±3
PLC/C3	701	501	130±5
PL/H1 / PL/HR1	150	200	85±3
PL/H2 / PL/HR2	250	300	103±3
PL/H3 / PL/HR/3	410	410	98±3
PL/H3/5 / PL/HR/3/5	400	600	155±3
PL/H4 / PL/HR/4	500	500	155±3
PL/H5 / PL/HR/5	600	600	155±3
PL/H6	800	800	135±3

dimensions in mm