



More information on the website
mirror.radwag.com/it/info,w1,09E

Piattaforma PLC/4/1500/C7

WX-009-0024



The drawings, photos and graphics used are for illustrative purposes only.

Specifiche

Parametri metrologici	
Portata massima [Max]	1500 kg
Divisione [d]	500 g
Costruzione	
Punteggio IP	IP 65 construction, IP 67 cell
Costruzione	mild steel St3S
Materiale da pesata	mild steel St3S
Parametri fisici	
Dimensione piatto	1000×1000 mm
Altezza della piattaforma	120 ± 10 mm

Precisione di lettura - valore previsto, a seconda dei parametri del trasmettitore di misura utilizzato.

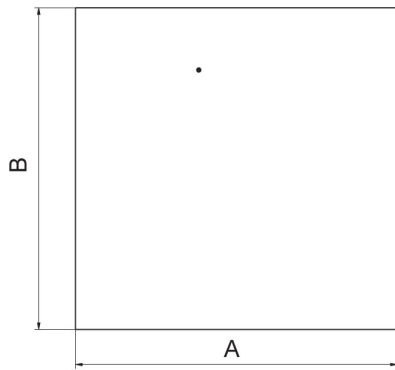



Accessori (Additional Fee)

Bilance CY10 per controllo CPC
Terminale di pesata PUE CY10
Bilancia multifunzione CY10
Terminale di pesata PUE 5
Bilancia di precisione CY10
Terminale di pesata PUE HX7

Terminale di pesata PUE C32
Terminale di pesata PUE 7.1
Terminale di pesata PUE C315
Terminale di pesata PUE HY10
Terminale di pesata PUE H315
Telaio per affondare il peso nel terreno

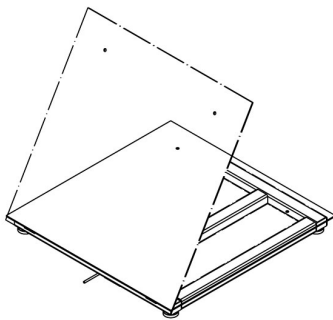
Device dimensions L x P x A



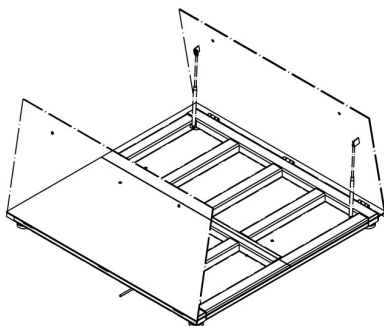
Platform	A	B	H
PLC/4/C6	800	800	120 ±10
PLC/4/C7	1000	1000	120 ±10
PLC/4/C8	1200	1200	120 ±10
PLC/4/C8/9	1200	1500	120 ±10
PLC/4/C9	1500	1500	120 ±10
PLC/4/C10	1500	2000	120 ±10
PLC/4/C11	2000	2000	120 ±10

dimensions in mm

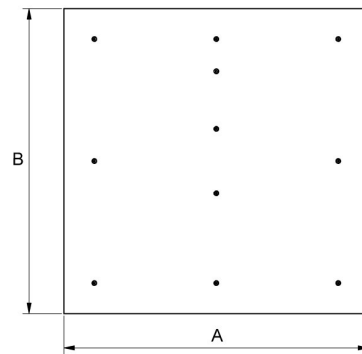

PLC/4/C



PL/4/H6/Z
PL/4/H7/Z
PL/4/H8/Z



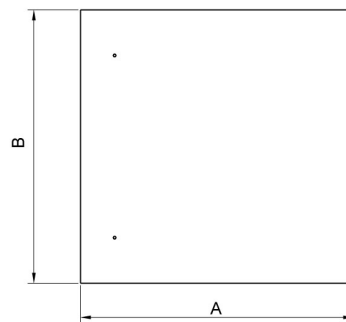
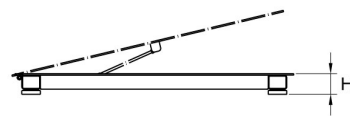
PL/4/H8/9/Z
PL/4/H9/Z
PL/4/H10/Z



Platform	A	B	H
PL/4/H6	800	800	88 ±2
PL/4/H7	1000	1000	88 ±2
PL/4/H8	1200	1200	88 ±2
PL/4/H8/9	1200	1500	88 ±2
PL/4/H9	1500	1500	88 ±2
PL/4/H10	1500	2000	111 ±2

dimensions in mm

PL/4/H



Platform	A	B	H
PL/4/H6/Z	800	800	88 ±2
PL/4/H7/Z	1000	1000	88 ±2
PL/4/H8/Z	1200	1200	88 ±2
PL/4/H8/9/Z	1200	1500	88 ±2
PL/4/H9/Z	1500	1500	88 ±2
PL/4/H10/Z	1500	2000	111 ±2

dimensions in mm

PL/4/H/Z