



More information on the website  
[mirror.radwag.com/en/info,w1,NXM](http://mirror.radwag.com/en/info,w1,NXM)

# H315.4P2.4000.H1 Stainless Steel Beam Scale

WP-236-0005




The drawings, photos and graphics used are for illustrative purposes only.

## Functions

 Plus/Minus Control

 Percent Weighing


 Totalizing

 Parts counting

 Internal battery

 Peak hold

 Newton unit measurement

 Animal weighing

## Datasheet

Metrological parameters	
Maximum capacity [Max]	4000 kg
Minimum load	40 kg
Readability [d]	2 kg
Verification unit [e]	2 kg
Tare range	-4000 kg
Max readability for non-verified scale	2000 g
OIML Class	III

Physical parameters	
Display	4.3" LCD (backlit)
Cable length	3 m + 5 m
Weighing pan dimensions	2 pcs 2 m
Device dimensions W x D x H	2000×120×155 mm
Packaging dimensions W x D x H	2200×400×550 mm
Scale mass with indicator	95 kg
Construction	
Protection class	IP 66 / 69 construction, IP 66 / 67 / 69 terminal
Communication interface	
Communication interface	RS232, USB
Optional interfaces	RS232 or RS485 or 4IN/4OUT or Ethernet or analog output 4-20 mA
Electrical parameters	
Power supply	100 – 240 V AC 50/60 Hz
Optional power supply	internal rechargeable battery
Operation time on batteries	max 7h
Environmental conditions	
Operating temperature	-10 – +40 °C
Relative humidity	10% – 85% RH no condensation



Additional fee for verification



## Accessories (Additional Fee)

AP2-4 Current Loop Unit  
 RS 232 cables (scale - printer)  
 Displays  
 Ethernet cables (scale - Ethernet)  
 RS 232, RS 485 cables  
 Power Adapters

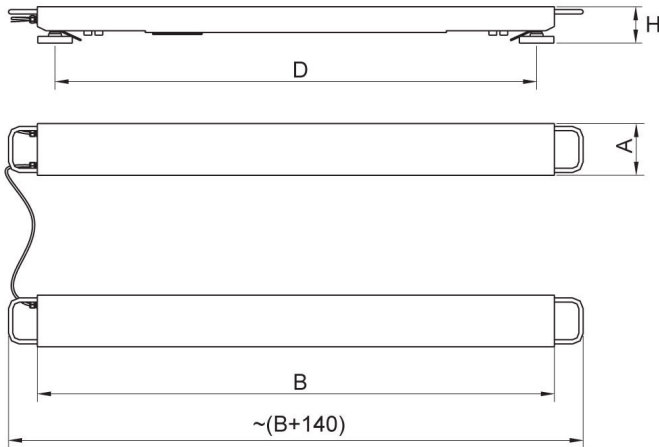
RS 232 – Ethernet Converter  
 USB adapter  
 Receipt Printer  
 USB cable (scale - printer)  
 Stands, wall mounting kits and mounting brackets  
 RS 232 – USB Converter

## Software (Additional Fee)

- RAD Key [WX-010-0005]
- Scale Editor 2.1 [WX-010-0173]

- R-Lab [WX-010-0080]

## Device dimensions W x D x H



Scale type	A	B	H	D
H315.4P2.600.H	120	1200	85	1100
H315.4P2.1500.H	120	1200	85	1100
H315.4P2.3000.H	120	1200	85	1100
H315.4P2.2000.H1	120	2000	105	1900
H315.4P2.2000.H2	120	2500	105	2400
H315.4P2.4000.H1	120	2000	155	1880
H315.4P2.4000.H2	120	2500	155	2380
H315.4P2.6000.H1	120	2000	155	1880
H315.4P2.6000.H2	120	2500	155	2380

dimensions in mm