



More information on the website  
[mirror.radwag.com/de/info,w1,NKX](http://mirror.radwag.com/de/info,w1,NKX)

# Wägeplattform PL/4/300/H7/Z

WX-009-0073



The drawings, photos and graphics used are for illustrative purposes only.

## Technische Daten

Messtechnische Parameter	
Wägebereich [Max]	300 kg
Ablesbarkeit [d]	100 g
Konstruktion	
Schutzart	IP 66 / 69
Konstruktion	Edelstahl AISI304
Waageschale	Edelstahl AISI304
Physikalische Parameter	
Waageschale	1000×1000 mm
Höhe Wägeplattform	88 mm
Verpackungsgröße B x T x H	1200×1200×530 mm

**Ablesegenauigkeit** – Erwartungswert, abhängig von den Parametern des verwendeten Messumformers.

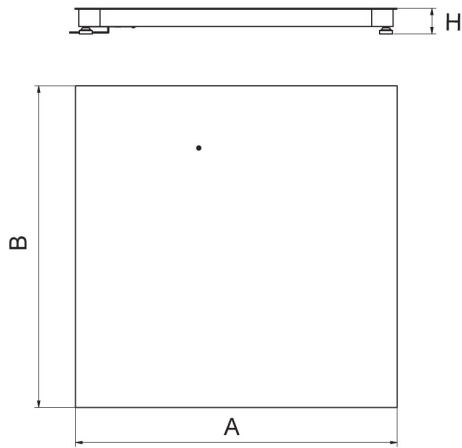


## Zubehör (Additional Fee)

Wägeterminal PUE 5  
Wägeterminal PUE HX7

Wägeterminal PUE 7.1  
Wägeterminal PUE HY10

# Abmessungen des Geräts B x T x H



Platform	A	B	H
PLC/4/C6	800	800	120 ±10
PLC/4/C7	1000	1000	120 ±10
PLC/4/C8	1200	1200	120 ±10
PLC/4/C8/9	1200	1500	120 ±10
PLC/4/C9	1500	1500	120 ±10
PLC/4/C10	1500	2000	120 ±10
PLC/4/C11	2000	2000	120 ±10

dimensions in mm

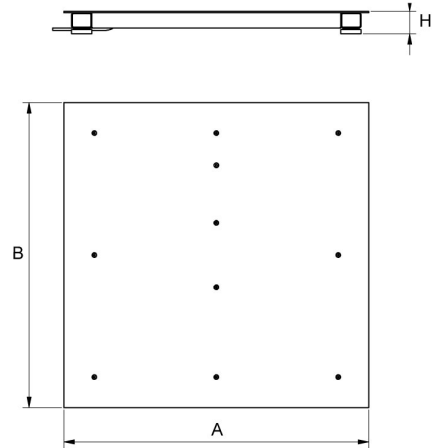
## PLC/4/C



PL/4/H6/Z  
PL/4/H7/Z  
PL/4/H8/Z



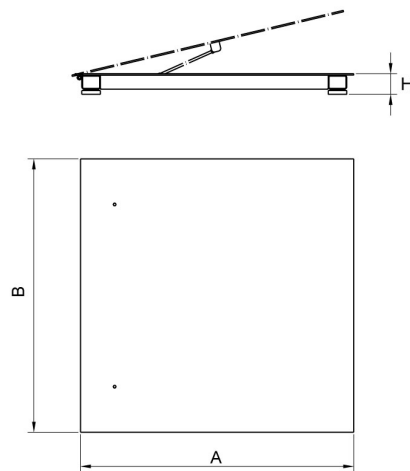
PL/4/H8/9/Z  
PL/4/H9/Z  
PL/4/H10/Z



Platform	A	B	H
PL/4/H6	800	800	88 ±2
PL/4/H7	1000	1000	88 ±2
PL/4/H8	1200	1200	88 ±2
PL/4/H8/9	1200	1500	88 ±2
PL/4/H9	1500	1500	88 ±2
PL/4/H10	1500	2000	111 ±2

dimensions in mm

## PL/4/H



Platform	A	B	H
PL/4/H6/Z	800	800	88 ±2
PL/4/H7/Z	1000	1000	88 ±2
PL/4/H8/Z	1200	1200	88 ±2
PL/4/H8/9/Z	1200	1500	88 ±2
PL/4/H9/Z	1500	1500	88 ±2
PL/4/H10/Z	1500	2000	111 ±2

dimensions in mm

## PL/4/H/Z