



More information on the website
mirror.radwag.com/en/info,w1,ME3

C315.60.C3.M Load Cell Platform Scale


WP-123-0035




The drawings, photos and graphics used are for illustrative purposes only.


Functions


 Plus/Minus Control


 Percent Weighing

 Totalizing


 Parts counting


 Internal battery

 Peak hold

 Newton unit measurement

 GLP Procedures

 Animal weighing

 ALIBI Memory

Datasheet

Metrological parameters

Maximum capacity [Max]	60 kg
Minimum load	400 g
Readability [d]	20 g
Verification unit [e]	20 g
Tare range	-60 kg
Max readability for non-verified scale	2 g
OIML Class	III

Physical parameters	
Display	4.3" LCD (backlit)
Weighing pan dimensions	500×700 mm
Packaging dimensions W x D x H	730×800×270 mm
Net weight	23.4 kg
Gross weight	26 kg
Construction	
Protection class	IP 65 construction, IP 43 terminal
Construction	mild steel St3S
Weighing pan material	Stainless steel AISI304
Communication interface	
Communication interface	RS232
Optional interfaces	RS232
Electrical parameters	
Power supply	100 – 240 V AC 50/60 Hz and battery
Power consumption max.	5 W
Operation time on batteries	max 8h
Environmental conditions	
Operating temperature	-10 – +40 °C
Storage temperature	-10 – +50 °C
Relative humidity	10% – 85% RH no condensation
Indicator	C315



Additional fee for verification



Accessories (Additional Fee)

Power Adapters
 RS 232 cables (scale - printer)
 Cigarette lighter receptacle power supply cables
 Displays
 RS 232, RS 485 cables
 RS 232 – Ethernet Converter

AP2-1 Current Loop Unit
 RS 232 – USB Converter
 RS 232 – RS 485 Converter
 Receipt Printer
 Stands, wall mounting kits and mounting brackets

Software (Additional Fee)

• RAD Key [WX-010-0005]
 • Scale Editor 2.1 [WX-010-0173]

• R-Lab [WX-010-0080]

Device dimensions W x D x H



C315.C2.R



C315.C2.K



C315.C3.M



C315.C3.K