



More information on the website  
[mirror.radwag.com/it/info,w1,IW1](http://mirror.radwag.com/it/info,w1,IW1)

# Piattaforma PL/15/H3

WX-009-0012



The drawings, photos and graphics used are for illustrative purposes only.

## Specifiche

| Parametri metrologici |                         |
|-----------------------|-------------------------|
| Portata massima [Max] | 15 kg                   |
| Divisione [d]         | 5 g                     |
| Costruzione           |                         |
| Punteggio IP          | IP 66 / 67              |
| Costruzione           | Stainless steel AISI304 |
| Materiale da pesata   | Stainless steel AISI304 |
| Parametri fisici      |                         |
| Dimensione piatto     | 410x410 mm              |

**Precisione di lettura** - valore previsto, a seconda dei parametri del trasmettitore di misura utilizzato.


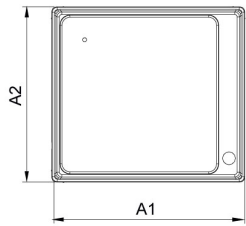


## Accessori (Additional Fee)

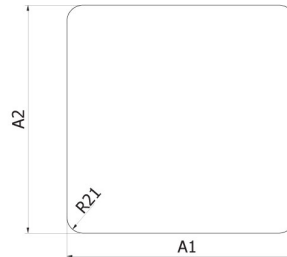
Terminale di pesata PUE 5  
 Terminale di pesata PUE HX7  
 Terminale di pesata PUE 7.1

Terminale di pesata PUE C315  
 Terminale di pesata PUE HY10  
 Terminale di pesata PUE H315


## Device dimensions L x P x A



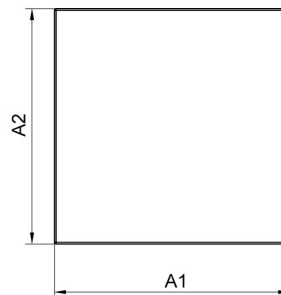
PL/D2



PLC/F1



PLC/C2  
PLC/C3



PL/H  
PL/HR

| Platform type       | A1  | A2  | H     |
|---------------------|-----|-----|-------|
| PL/D2               | 238 | 216 | 82±3  |
| PLC/F1              | 300 | 300 | 70±3  |
| PLC/C2              | 402 | 502 | 103±3 |
| PLC/C3              | 701 | 501 | 130±5 |
| PL/H1 / PL/HR1      | 150 | 200 | 85±3  |
| PL/H2 / PL/HR2      | 250 | 300 | 103±3 |
| PL/H3 / PL/HR3      | 410 | 410 | 98±3  |
| PL/H3/5 / PL/HR/3/5 | 400 | 600 | 155±3 |
| PL/H4 / PL/HR4      | 500 | 500 | 155±3 |
| PL/H5 / PL/HR5      | 600 | 600 | 155±3 |
| PL/H6               | 800 | 800 | 135±3 |

dimensions in mm