



More information on the website
mirror.radwag.com/pl/info,w1,H7B

Szafka przeciwpodmuchowa PS/WLC.X2

128x128

WX-002-0026



Użyte rysunki, zdjęcia, grafiki mają charakter poglądowy.

Dane techniczne

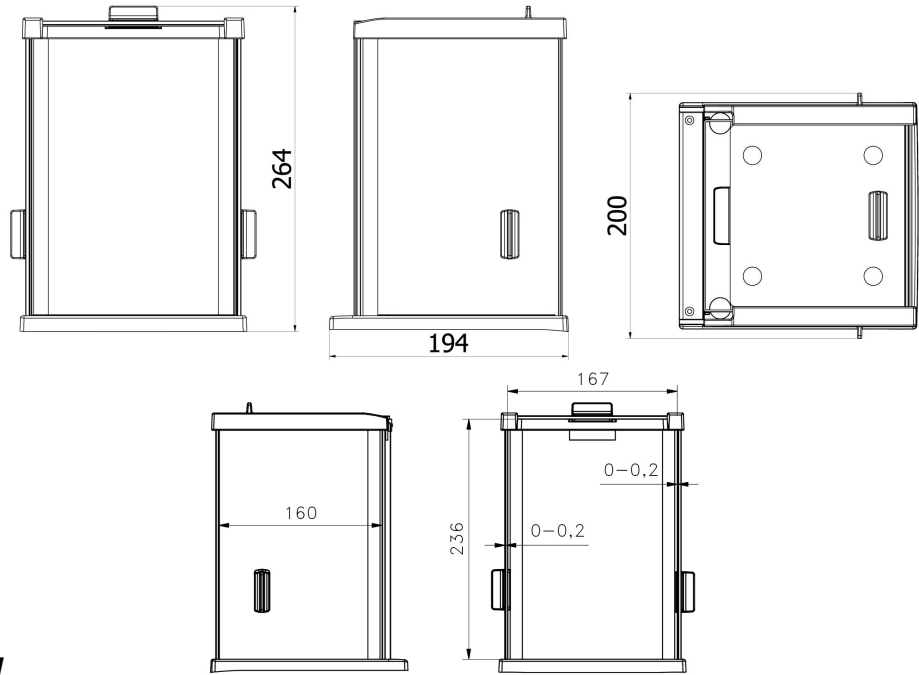
Parametry fizyczne

Wymiar	194x200x264 mm
--------	----------------

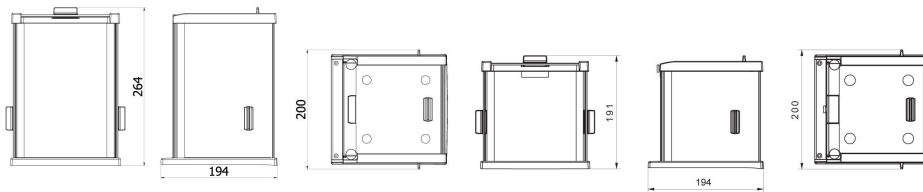
Pasuje do (Dodatkowo płatne)

Wagi PS 5Y do KTP
 Waga precyzyjna PS X7
 Waga precyzyjna PS 5Y

Waga precyzyjna PS R1
 Wagi PS X7 do KTP
 Waga precyzyjna PS R2

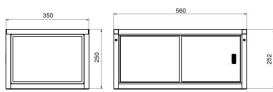


Wymiary urządzenia S x G x W

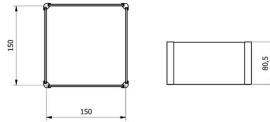


[Anti-draft chamber for balances with 128x128 mm weighing pan](#)

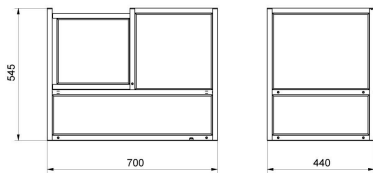
[Anti-draft chamber for X2 and R2 precision balances](#)



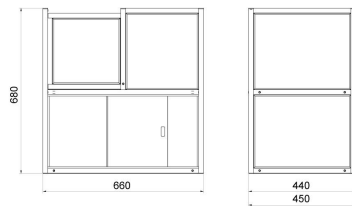
[Anti-draft chamber for microbalances](#)



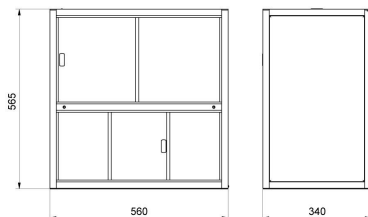
[Draft shield for precision balances](#)



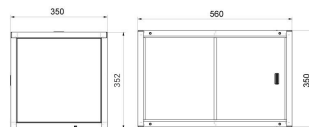
[Anti-draft chamber for APP-00-SK mass comparators](#)



[Anti-draft chamber for APP-KO-SK mass comparators](#)



[Anti-draft chamber for WAY-KO mass comparators](#)



[Anti-draft chamber for XA 5Y / XA 5Y.A balances](#)