



More information on the website
mirror.radwag.com/de/info,w1,GJ8

Wägeplattform PL/60/H5

WX-009-0018



The drawings, photos and graphics used are for illustrative purposes only.

Technische Daten

| Messtechnische Parameter | |
|----------------------------|-------------------|
| Wägebereich [Max] | 60 kg |
| Ablesbarkeit [d] | 20 g |
| Konstruktion | |
| Schutzart | IP 66 / 67 |
| Konstruktion | Edelstahl AISI304 |
| Waageschale | Edelstahl AISI304 |
| Physikalische Parameter | |
| Waageschale | 600×600 mm |
| Verpackungsgröße B x T x H | 710×710×330 mm |

Ablesegenauigkeit – Erwartungswert, abhängig von den Parametern des verwendeten Messumformers.

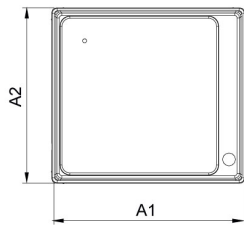


Zubehör (Additional Fee)

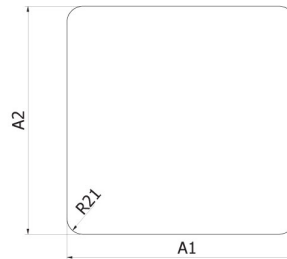
Wägeterminal PUE 5
 Wägeterminal PUE HX7
 Wägeterminal PUE 7.1

Wägeterminal PUE C315
 Wägeterminal PUE HY10
 Wägeterminal PUE H315



Abmessungen des Geräts B x T x H



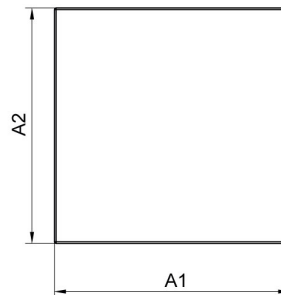
PL/D2



PLC/F1



PLC/C2
PLC/C3



PL/H
PL/HR

| Platform type | A1 | A2 | H |
|---------------------|-----|-----|-------|
| PL/D2 | 238 | 216 | 82±3 |
| PLC/F1 | 300 | 300 | 70±3 |
| PLC/C2 | 402 | 502 | 103±3 |
| PLC/C3 | 701 | 501 | 130±5 |
| PL/H1 / PL/HR1 | 150 | 200 | 85±3 |
| PL/H2 / PL/HR2 | 250 | 300 | 103±3 |
| PL/H3 / PL/HR/3 | 410 | 410 | 98±3 |
| PL/H3/5 / PL/HR/3/5 | 400 | 600 | 155±3 |
| PL/H4 / PL/HR/4 | 500 | 500 | 155±3 |
| PL/H5 / PL/HR/5 | 600 | 600 | 155±3 |
| PL/H6 | 800 | 800 | 135±3 |

dimensions in mm