



More information on the website
mirror.radwag.com/it/info,w1,F1W

Piattaforma PL 1,5/3/D2

WX-009-1007



The drawings, photos and graphics used are for illustrative purposes only.

Specifiche

| Parametri metrologici | |
|--------------------------------|-------------------------|
| Portata massima [Max] | 1,5 / 3 kg |
| Divisione [d] | 1 g |
| Costruzione | |
| Punteggio IP | IP 43 |
| Struttura | ABS plastic |
| Materiale da pesata | Stainless steel AISI304 |
| Parametri fisici | |
| Dimensione piatto | 195×195 mm |
| Dimensioni del pacco L x P x A | 530×310×150 mm |

Precisione di lettura - valore previsto, a seconda dei parametri del trasmettitore di misura utilizzato.

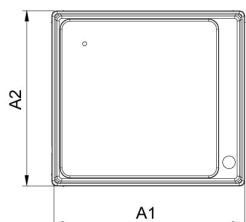


Accessori (Additional Fee)


Bilance CY10 per controllo CPC
 Terminale di pesata PUE CY10
 Bilancia multifunzione CY10
 Terminale di pesata PUE 5
 Bilancia di precisione CY10

Terminale di pesata PUE HX7
 Terminale di pesata PUE C32
 Terminale di pesata PUE 7.1
 Terminale di pesata PUE HY10
 Convertitore RS 232 – USB


Device dimensions L x P x A



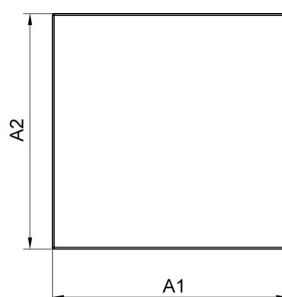
PL/D2



PLC/F1



PLC/C2
PLC/C3



PL/H
PL/HR

| Platform type | A1 | A2 | H |
|--------------------|-----|-----|-------|
| PL/D2 | 238 | 216 | 82±3 |
| PLC/F1 | 300 | 300 | 70±3 |
| PLC/C2 | 402 | 502 | 103±3 |
| PLC/C3 | 701 | 501 | 130±5 |
| PL/H1 / PL/HR1 | 150 | 200 | 85±3 |
| PL/H2 / PL/HR2 | 250 | 300 | 103±3 |
| PL/H3 / PL/HR3 | 410 | 410 | 98±3 |
| PL/H3/5 / PL/HR3/5 | 400 | 600 | 155±3 |
| PL/H4 / PL/HR4 | 500 | 500 | 155±3 |
| PL/H5 / PL/HR5 | 600 | 600 | 155±3 |
| PL/H6 | 800 | 800 | 135±3 |

dimensions in mm