



More information on the website  
[mirror.radwag.com/us/info,w1,DQV](http://mirror.radwag.com/us/info,w1,DQV)

# WTC 3000 Precision Balance


WL-210-0007





The drawings, photos and graphics used are for illustrative purposes only.

## Functions

 Plus/Minus Control

 Percent Weighing

 Parts counting

 Peak hold

 GLP Procedures

 ALIBI Memory

## Datasheet

Metrological parameters	
Maximum capacity [Max]	3100 g
Readability [d]	0,1 g
Tare range	-3100 g
Repeatability	0,1 g
Linearity	±0,3 g
Stabilization time	2 s
Adjustment	external
Physical parameters	
Leveling system	manual

Physical parameters	
Display	4,3" LCD (backlit)
Weighing pan dimensions	128×128 mm
Packaging dimensions W x D x H	330×230×140 mm
Net weight	1,65 kg
Gross weight	2 kg
Construction	
Protection class	IP 43
Communication interface	
Communication interface	RS232, USB-A, USB-B
Electrical parameters	
Power supply	Adapter: 100 – 240V AC 50/60Hz 0,6A; 12V DC 1,2A Balance: 10 – 15VDC 0,6A max
Operation time on batteries	15 h (average time)
Environmental conditions	
Operating temperature	+15 – +30 °C
Relative humidity	10% – 85% RH no condensation



## Accessories (Additional Fee)

Antivibration tables  
 Power Adapters  
 RS 232 cables (scale - printer)  
 Cigarette lighter receptacle power supply cables

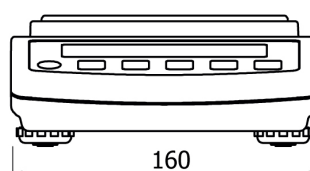
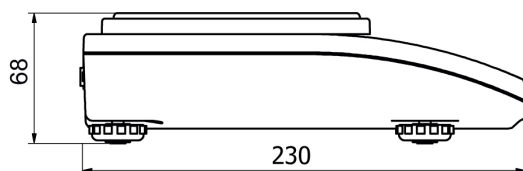
Displays  
 RS 232, RS 485 cables  
 Receipt Printer

## Software (Additional Fee)

• RAD Key [WX-010-0005]  
 • Scale Editor - EWAG 2.1 [WX-010-0173]

• Alibi Reader PC Software [WX-010-0114]

## Device dimensions W x D x H



WTC:  $d = 0.01$  g,  $d = 0.1$  g