



More information on the website  
[mirror.radwag.com/tr/info,w1,D0E](http://mirror.radwag.com/tr/info,w1,D0E)

## Platformlar PLC/3/F1



The drawings, photos and graphics used are for illustrative purposes only.

### Teknik Veriler

Metrolojik parametreler	
Maksimum yük [Max]	3 kg
Okuma iinruluėu [d]	1 g
Konstrüksiyon	
IP Sınıfı	IP 65
Konstrüksiyon	toz kaplı elik St3S
Tartım kefesi	Paslanmaz elik AISI304
Fiziksel parametreler	
Tartım kefesi boyutları	300x300 mm
Ambalaj boyutları	570x390x170 mm

**Okuma doėruluėu** - kullanılan lm transmitterinin parametrelerine baėlı olarak beklenen deėer.

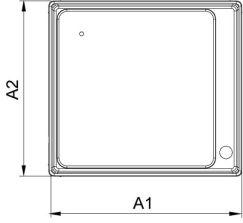


### Aksesuarlar

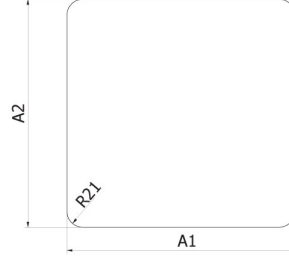
PUK için CY10 terazileri  
PUE CY10 tartım terminali  
CY10 Çok Fonksiyonlu Terazi  
PUE 5 tartım terminali  
CY10 Hassas Teraziler  
PUE C32 tartım terminali

PUE 7.1 tartım terminali  
PUE HX7 tartım terminali  
PUE C315 tartım terminali  
PUE HY10 tartım terminali  
PUE H315 tartım terminali


## Cihaz boyutları



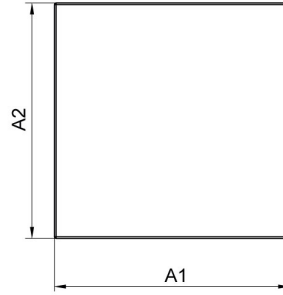

PL/D2



PLC/F1



PLC/C2  
PLC/C3



PL/H  
PL/HR



Platform type	A1	A2	H
PL/D2	238	216	82±3
PLC/F1	300	300	70±3
PLC/C2	402	502	103±3
PLC/C3	701	501	130±5
PL/H1 / PL/HR1	150	200	85±3
PL/H2 / PL/HR2	250	300	103±3
PL/H3 / PL/HR/3	410	410	98±3
PL/H3/5 / PL/HR/3/5	400	600	155±3
PL/H4 / PL/HR/4	500	500	155±3
PL/H5 / PL/HR/5	600	600	155±3
PL/H6	800	800	135±3

dimensions in mm