



More information on the website
mirror.radwag.com/en/info,w1,CPC

H315.4.3000.H10 Stainless Steel Platform Scale


WP-232-0023





The drawings, photos and graphics used are for illustrative purposes only.

Functions

 Plus/Minus Control

 Percent Weighing

 Totalizing

 Parts counting

 Internal battery

 Peak hold

 Newton unit measurement

 Animal weighing

Datasheet

Metrological parameters	
Maximum capacity [Max]	3000 kg
Minimum load	20 kg
Readability [d]	1000 g
Verification unit [e]	1 kg
Tare range	-3000 kg
Max readability for non-verified scale	500 g
OIML Class	III

Physical parameters	
Display	4.3" LCD (backlit)
Cable length	3 m
Weighing pan dimensions	1500×2000 mm
Weighing platform height	111 mm
Packaging dimensions W x D x H	2100×1600×450 mm
Scale mass with indicator	285 kg
Gross weight	330 kg
Construction	
Protection class	IP 66 / 69 construction, IP 66 / 67 / 69 terminal
Communication interface	
Communication interface	RS232, USB
Optional interfaces	RS232 or RS485 or 4IN/4OUT or Ethernet or analog output 4-20 mA
Electrical parameters	
Power supply	100 – 240 V AC 50/60 Hz
Optional power supply	internal rechargeable battery
Operation time on batteries	max 7h
Environmental conditions	
Operating temperature	-10 – +40 °C
Relative humidity	10% – 85% RH no condensation



Additional fee for verification



Accessories (Additional Fee)

AP2-4 Current Loop Unit
 RS 232 cables (scale - printer)
 Ramps
 Displays
 Ethernet cables (scale - Ethernet)
 RS 232, RS 485 cables
 Frame for embedded scales

Power Adapters
 RS 232 – Ethernet Converter
 USB adapter
 Receipt Printer
 USB cable (scale - printer)
 Stands, wall mounting kits and mounting brackets
 RS 232 – USB Converter

Software (Additional Fee)

- RAD Key [WX-010-0005]
- Scale Editor 2.1 [WX-010-0173]

- R-Lab [WX-010-0080]

Device dimensions W x D x H



Scale type	A [mm]	B [mm]	C [mm]
H315.4.300.H6	800	800	88 ±2
H315.4.600.H6	800	800	88 ±2
H315.4.300.H7	1000	1000	88 ±2
H315.4.600.H7	1000	1000	88 ±2
H315.4.1500.H7	1000	1000	88 ±2
H315.4.1500.H8	1200	1200	88 ±2
H315.4.3000.H8	1200	1200	111 ±2
H315.4.1500.H8/9	1200	1500	88 ±2
H315.4.3000.H8/9	1200	1500	111 ±2
H315.4.1500.H9	1500	1500	88 ±2
H315.4.3000.H9	1500	1500	111 ±2
H315.4.3000.H10	1500	2000	111 ±2
H315.4.6000.H10	1500	2000	166 ±2