



More information on the website  
[mirror.radwag.com/en/info,w1,COF](http://mirror.radwag.com/en/info,w1,COF)

# H315.4.3000/6000.H9/Z Stainless Steel Platform Scale, pit version


WP-233-1011




The drawings, photos and graphics used are for illustrative purposes only.

## Functions

 Plus/Minus Control

 Percent Weighing


 Totalizing

 Parts counting

 Internal battery

 Peak hold

 Newton unit measurement

 Animal weighing

## Datasheet

Metrological parameters	
Maximum capacity [Max]	3000 / 6000 kg
Minimum load	20 kg
Readability [d]	1 / 2 kg
Verification unit [e]	1 / 2 kg
Tare range	-6000 kg
OIML Class	III
Physical parameters	
Display	4.3" LCD (backlit)

Physical parameters	
Cable length	3 m
Weighing pan dimensions	1500×1500 mm
Weighing platform height	111 mm
Scale mass with indicator and frame	230 kg
Construction	
Protection class	IP 66 / 69 construction, IP 66 / 67 / 69 terminal
Communication interface	
Communication interface	RS232, USB
Optional interfaces	RS232 or RS485 or 4IN/4OUT or Ethernet or analog output 4-20 mA
Electrical parameters	
Power supply	100 – 240 V AC 50/60 Hz
Optional power supply	internal rechargeable battery
Operation time on batteries	max 7h
Environmental conditions	
Operating temperature	-10 – +40 °C
Relative humidity	10% – 85% RH no condensation



Additional fee for verification



## Accessories (Additional Fee)

AP2-4 Current Loop Unit  
 RS 232 cables (scale - printer)  
 Displays  
 Ethernet cables (scale - Ethernet)  
 RS 232, RS 485 cables  
 Power Adapters

RS 232 – Ethernet Converter  
 USB adapter  
 Receipt Printer  
 USB cable (scale - printer)  
 Stands, wall mounting kits and mounting brackets  
 RS 232 – USB Converter

## Software (Additional Fee)

• RAD Key [WX-010-0005]  
 • Scale Editor 2.1 [WX-010-0173]

• R-Lab [WX-010-0080]

# Device dimensions W x D x H



Single-leaf platform:  
 H315.4.H6/Z  
 H315.4.H7/Z  
 H315.4.H8/Z

Double-leaf platform:  
 H315.4.H8/9/Z  
 H315.4.H9/Z  
 H315.4.H10/Z



Scale type	A	B	H
H315.4.150-600.H6/Z	800	800	88±2
H315.4.150-1500.H7/Z	1000	1000	88±2
H315.4.300-1500.H8/Z	1200	1200	88 ±2
H315.4.3000.H8/Z	1200	1200	111 ±2
H315.4.300-1500.H8/9/Z	1200	1500	88 ±2
H315.4.3000.H8/9/Z	1200	1500	111 ±2
H315.4.300-1500.H9/Z	1500	1500	88 ±2
H315.4.3000-6000.H9/Z	1500	1500	111 ±2
H315.4.600-6000.H10/Z	1500	2000	111 ±2

dimensions in mm