



More information on the website
mirror.radwag.com/en/info,w1,CNJ

H315.4.3000.H8/Z Stainless Steel Platform Scale, Pit Version


WP-233-0011





The drawings, photos and graphics used are for illustrative purposes only.

Functions


 Plus/Minus Control


 Percent Weighing


 Totalizing

 Parts counting

 Internal battery

 Peak hold

 Newton unit measurement

 Animal weighing

Datasheet

Metrological parameters	
Maximum capacity [Max]	3000 kg
Minimum load	20 kg
Readability [d]	1000 g
Tare range	-3000 kg
Max readability for non-verified scale	200 g
OIML Class	III
Physical parameters	
Display	LCD (backlit)

Physical parameters	
Cable length	3 m
Weighing pan dimensions	1200×1200 mm
Weighing platform height	111 mm
Packaging dimensions	1400×1400×550 mm
Scale mass with indicator and frame	155 kg
Construction	
Protection class	IP 66 / 69 construction, IP 66 / 67 / 69 terminal
Communication interface	
Communication interface	RS232, USB
Optional interfaces	RS232 or RS485 or 4IN/4OUT or Ethernet or analog output 4-20 mA
Electrical parameters	
Power supply	100 – 240 V AC 50/60 Hz
Optional power supply	internal rechargeable battery
Operation time on batteries	max 7h
Environmental conditions	
Operating temperature	-10 – +40 °C
Relative humidity	10% – 85% RH no condensation



Additional fee for verification



Accessories (Additional Fee)

RS 232 cables (scale - printer)

Displays

RS 232 cables (scale - Ethernet)

RS 232, RS 485 cables

Power Adapters

RS 232 – Ethernet Converter

USB adapter

Receipt Printer

USB cable (scale - printer)

Stands, wall mounting kits and mounting brackets

RS 232 – USB Converter

RS 232, RS 485 cables

Software (Additional Fee)

• RAD Key [WX-010-0005]

• R-Lab [WX-010-0080]

• R-Panel [WX-010-0187]

• Scale Editor 2.1 [WX-010-0173]

Device dimensions



Single-leaf platform:

H315.4.H6/Z

H315.4.H7/Z

H315.4.H8/Z

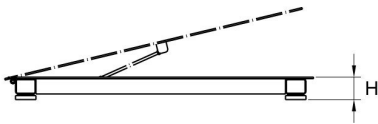


Double-leaf platform:

H315.4.H8/9/Z

H315.4.H9/Z

H315.4.H10/Z



Scale type	A	B	H
H315.4.150-600.H6/Z	800	800	88±2
H315.4.150-1500.H7/Z	1000	1000	88±2
H315.4.300-1500.H8/Z	1200	1200	88 ±2
H315.4.3000.H8/Z	1200	1200	111 ±2
H315.4.300-1500.H8/9/Z	1200	1500	88 ±2
H315.4.3000.H8/9/Z	1200	1500	111 ±2
H315.4.300-1500.H9/Z	1500	1500	88 ±2
H315.4.3000-6000.H9/Z	1500	1500	111 ±2
H315.4.600-6000.H10/Z	1500	2000	111 ±2

dimensions in mm