



More information on the website
mirror.radwag.com/us/info,w1,CJX

C315.60/150.C2.R Load Cell Platform Scale


WP-123-1018





The drawings, photos and graphics used are for illustrative purposes only.

Functions


 Plus/Minus Control

 Percent Weighing

 Totalizing


 Parts counting

 Internal battery

 Peak hold

 Newton unit measurement

 GLP Procedures

 Animal weighing

 ALIBI Memory

Datasheet

Maximum capacity [Max]	60 / 150 kg
Minimum load	400 g
Readability [d]	20 / 50 g
Verification unit [e]	20 / 50 g
Tare range	-150 kg
OIML Class	III

Physical parameters	
Display	4,3" LCD (backlit)
Weighing pan dimensions	400×500 mm
Packaging dimensions W x D x H	720×620×210 mm
Net weight	12,5 kg
Gross weight	15 kg
Construction	
Protection class	IP 65 construction, IP 43 terminal
Construction	mild steel St3S
Weighing pan material	Stainless steel AISI304
Communication interface	RS232
Optional interfaces	RS232
Power supply	100 – 240 V AC 50/60 Hz and battery
Power consumption max.	5 W
Operation time on batteries	max 8h
Operating temperature	-10 – +40 °C
Storage temperature	-10 – +50 °C
Relative humidity	10% – 85% RH no condensation
Indicator	C315



Additional fee for verification



Accessories (Additional Fee)

Antivibration tables
 Power Adapters
 RS 232 cables (scale - printer)
 Cigarette lighter receptacle power supply cables
 Displays
 RS 232, RS 485 cables

RS 232 – Ethernet Converter
 AP2-1 Current Loop Unit
 RS 232 – USB Converter
 RS 232 – RS 485 Converter
 Receipt Printer
 Stands, wall mounting kits and mounting brackets

Software (Additional Fee)

- RAD Key [WX-010-0005]
- Scale Editor - EWAG 2.1 [WX-010-0173]

- R Panel [WX-010-0187]

Device dimensions W x D x H

