



More information on the website
mirror.radwag.com/en/info,w1,B08

C315.30/60.C3.K Load Cell Platform Scale


WP-123-1025



The drawings, photos and graphics used are for illustrative purposes only.

Functions


 Plus/Minus Control

 Percent Weighing

 Totalizing

 Parts counting


 Internal battery

 Peak hold

 Newton unit measurement

 GLP Procedures

 Animal weighing

 ALIBI Memory

Datasheet

Metrological parameters	
Maximum capacity [Max]	30 / 60 kg
Minimum load	200 g
Readability [d]	10 / 20 g
Verification unit [e]	10 / 20 g
Tare range	-60 kg
OIML Class	III

Physical parameters	
Display	4.3" LCD (backlit)
Cable length	2.5 m
Weighing pan dimensions	500×700 mm
Packaging dimensions W x D x H	730×800×270 mm
Net weight	20.5 kg
Gross weight	26.8 kg
Construction	
Protection class	IP 65 construction, IP 43 terminal
Construction	mild steel St3S
Weighing pan material	Stainless steel AISI304
Communication interface	
Communication interface	RS232
Optional interfaces	RS232
Electrical parameters	
Power supply	100 – 240 V AC 50/60 Hz and battery
Power consumption max.	5 W
Operation time on batteries	max 8h
Environmental conditions	
Operating temperature	-10 – +40 °C
Storage temperature	-10 – +50 °C
Relative humidity	10% – 85% RH no condensation
Indicator	C315



Additional fee for verification



Accessories (Additional Fee)

Power Adapters
 RS 232 cables (scale - printer)
 Stands, wall mounting kits and mounting brackets
 Cigarette lighter receptacle power supply cables
 Displays
 RS 232, RS 485 cables

RS 232 – Ethernet Converter
 AP2-1 Current Loop Unit
 RS 232 – USB Converter
 RS 232 – RS 485 Converter
 Receipt Printer

Software (Additional Fee)

• RAD Key [WX-010-0005]
 • Scale Editor 2.1 [WX-010-0173]

• R-Lab [WX-010-0080]

Device dimensions W x D x H



C315.C2.R



C315.C2.K



C315.C3.M



C315.C3.K