



More information on the website
mirror.radwag.com/en/info,w1,8GM

C315.4.3000.C9 Platform Scale


WP-230-0018




The drawings, photos and graphics used are for illustrative purposes only.


Functions


 Plus/Minus Control


 Percent Weighing

 Totalizing


 Parts counting

 Internal battery

 Peak hold

 Newton unit measurement

 GLP Procedures

 Animal weighing

 ALIBI Memory

Datasheet

Metrological parameters	
Maximum capacity [Max]	3000 kg
Minimum load	20 kg
Readability [d]	1 kg
Verification unit [e]	1 kg
Tare range	-3000 kg
Max readability for non-verified scale	200 g
OIML Class	III

Physical parameters	
Display	4.3" LCD (backlit)
Cable length	3 m
Weighing pan dimensions	1500×1500 mm
Weighing platform height	120 ± 10 mm
Packaging dimensions W x D x H	1600×1600×500 mm
Scale mass with indicator	160 kg
Construction	
Protection class	IP 65 construction, IP 67 cell, IP 43 terminal
Communication interface	
Communication interface	RS232
Optional interfaces	RS232
Electrical parameters	
Power supply	100 – 240 V AC 50/60 Hz and battery
Power consumption max.	5 W
Operation time on batteries	max 8h
Environmental conditions	
Operating temperature	-10 – +40 °C
Relative humidity	10% – 85% RH no condensation



Additional fee for verification



Accessories (Additional Fee)

Power Adapters
 RS 232 cables (scale - printer)
 Stands, wall mounting kits and mounting brackets
 Cigarette lighter receptacle power supply cables
 Displays
 Ramps
 RS 232, RS 485 cables

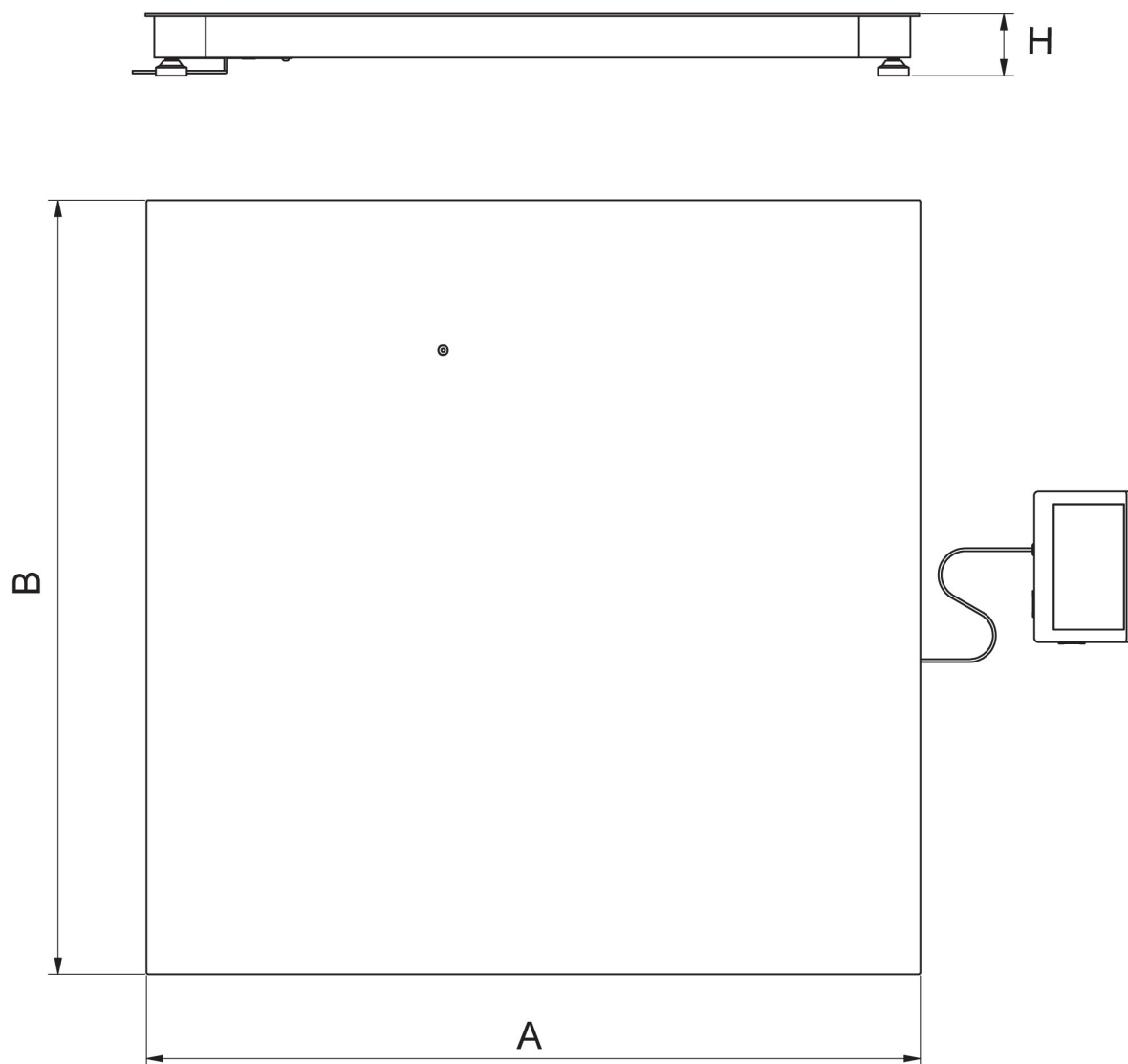
RS 232 – Ethernet Converter
 Frame for embedded scales
 AP2-1 Current Loop Unit
 RS 232 – USB Converter
 RS 232 – RS 485 Converter
 Receipt Printer

Software (Additional Fee)

- RAD Key [WX-010-0005]
- Scale Editor 2.1 [WX-010-0173]

- R-Lab [WX-010-0080]

Device dimensions W x D x H



	A	B	H
C6	800	800	120 ±10
C7	1000	1000	120 ±10
C8	1200	1200	120 ±10
C8/9	1200	1500	120 ±10
C9	1500	1500	120 ±10
6000.C9	1500	1500	160 ±10