



WTC 2000 Precision Balance

WL-210-0001

More information on the website
mirror.radwag.com/en/info,w1,5W1





The drawings, photos and graphics used are for illustrative purposes only.

Functions

 Plus/Minus Control

 Percent Weighing

 Parts counting

 Peak hold

 GLP Procedures

 ALIBI Memory

Datasheet

Metrological parameters

Maximum capacity [Max]	2000 g
Readability [d]	0.01 g
Tare range	-2000 g
Repeatability	0.01 g
Linearity	±0.03 g
Stabilization time	2 s
Adjustment	external

Physical parameters

Leveling system	manual
-----------------	--------

Physical parameters	
Display	4.3" LCD (backlit)
Weighing pan dimensions	128×128 mm
Packaging dimensions W x D x H	330×230×140 mm
Net weight	1.17 kg
Gross weight	2 kg
Construction	
Protection class	IP 43
Communication interface	
Communication interface	RS232, USB-A, USB-B
Electrical parameters	
Power supply	Adapter: 100 – 240V AC 50/60Hz 0.6A; 12V DC 1.2A Balance: 10 – 15VDC 0.6A max
Operation time on batteries	15 h (average time)
Environmental conditions	
Operating temperature	+15 – +35 °C
Relative humidity	10% – 85% RH no condensation

Repeatability is expressed as a standard deviation from 10 weighing cycles.

Stabilization time depends on the ambient conditions and the dynamics of weighing pan loading; specified for FAST profile.



Accessories (Additional Fee)

Antivibration Tables
Power Adapters
RS 232 cables (scale - printer)
Cigarette lighter receptacle power supply cables

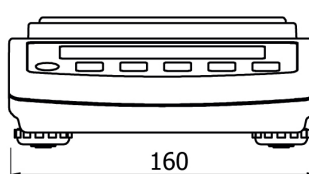
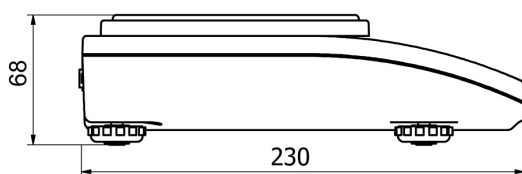
Displays
RS 232, RS 485 cables
Receipt Printer

Software (Additional Fee)

• RAD Key [WX-010-0005]
• R-Lab [WX-010-0080]

• Alibi Reader [WX-010-0114]
• Scale Editor 2.1 [WX-010-0173]

Device dimensions W x D x H



WTC: $d = 0.01 \text{ g}$, $d = 0.1 \text{ g}$