



More information on the website  
[mirror.radwag.com/en/info,w1,4JQ](http://mirror.radwag.com/en/info,w1,4JQ)


# H315.150.HR3/5.K Waterproof Scale With Stainless Steel Load Cell




The drawings, photos and graphics used are for illustrative purposes only.


## Functions

 Plus/Minus Control

 Percent Weighing


 Totalizing

 Parts counting

 Internal battery

 Peak hold

 Newton unit measurement

 Animal weighing

## Datasheet

### Metrological parameters

Maximum capacity [Max]	150 kg
Minimum load	1000 g
Readability [d]	50 g
Verification unit [e]	50 g
Tare range	-150 kg
Max readability for non-verified scale	5 g
OIML Class	III

### Physical parameters

Display	LCD (backlit)
---------	---------------

Physical parameters	
Weighing pan dimensions	400×600 mm
Packaging dimensions	710×510×330 mm
Net weight	15.5 kg
Gross weight	17.3 kg
Construction	
Protection class	IP 68 construction, IP 68 cell, IP 68 (1h max)/69 terminal
Construction	Stainless steel AISI316
Communication interface	
Communication interface	RS232, USB
Optional interfaces	RS232 or RS485 or 4IN/4OUT or Ethernet or analog output 4-20 mA
Electrical parameters	
Power supply	100 – 240 V AC 50/60 Hz
Optional power supply	internal rechargeable battery
Operation time on batteries	max 7h
Environmental conditions	
Operating temperature	-10 – +40 °C
Storage temperature	-25 – +70 °C
Relative humidity	10% – 85% RH no condensation



Extra payment for verification



## Accessories

RS 232 cables (scale - printer)  
 Antivibration Tables  
 Displays  
 RS 232 cables (scale - Ethernet)  
 RS 232, RS 485 cables  
 Power Adapters  
 RS 232 – Ethernet Converter

USB adapter  
 Receipt Printer  
 USB cable (scale - printer)  
 Stands, wall mounting kits and mounting brackets  
 RS 232 – USB Converter  
 Roller Table  
 RS 232, RS 485 cables

## Software

- RAD Key [WX-010-0005]
- R-Lab [WX-010-0080]

- R-Panel [WX-010-0187]
- Scale Editor 2.1 [WX-010-0173]

## Device dimensions



		A1	A2	B	C1	C2	D	E	L
H315...HR2.M	250 x 300	246	306	104 ± 3	208	268	~525	~483	
H315...HR2.K	250 x 300	246	306	104 ± 3	208	268	-	-	1,5m
H315...HR3.M	410 x 410	410	410	98 ± 2	370	370	~525	~587	
H315...HR3.K	410 x 410	410	410	98 ± 2	370	370	-	-	2,5m
H315...HR4.M	500 x 500	497	497	155 ± 5	400	400	~767	~650	
H315...HR4.K	500 x 500	497	497	155 ± 5	400	400	-	-	2,5m
H315...HR3/5.M	400 x 600	597	397	155 ± 5	500	300	~767	~550	
H315...HR3/5.K	400 x 600	597	397	155 ± 5	500	300	-	-	2,5m
H315...HR5.M	600 x 600	597	597	155 ± 5	500	500	~767	~750	
H315...HR5.K	600 x 600	597	597	155 ± 5	500	500	-	-	2,5m