



More information on the website
mirror.radwag.com/it/info,w1,2FP

Basamento a cella di carico C315.30.C2.K


WP-123-0020



The drawings, photos and graphics used are for illustrative purposes only.


Funzioni


 Plus/Minus Control


 Percent Weighing

 Totalizing


 Parts counting


 Internal battery

 Peak hold

 Newton unit measurement

 GLP Procedures

 Animal weighing

 ALIBI Memory

Specifiche

Parametri metrologici	
Portata massima [Max]	30 kg
Portata minima [Min]	200 g
Divisione [d]	10 g
Intervallo di verifica della bilancia [e]	10 g
Campo di tara	-30 kg
Massima leggibilità per bilance non verificate	1 g
Classe OIML	III

Parametri fisici	
Display	4,3" LCD (backlit)
Lunghezza del cavo	2,5 m
Dimensione piatto	400×500 mm
Dimensioni del pacco L x P x A	720×620×210 mm
Peso net	12,5 kg
Peso lordo	13,5 kg
Costruzione	
Punteggio IP	IP 65 construction, IP 43 terminal
Costruzione	mild steel St3S
Materiale da pesata	Stainless steel AISI304
Interfaccia di comunicazione	
Interfaccia	RS232
Interfacce opzionali	RS232
Parametri elettrici	
Alimentatore	100 – 240 V AC 50/60 Hz and battery
Massimo assorbimento elettrico	5 W
Tempo operativo delle batterie	max 8h
Environmental conditions	
Ambiente di lavoro	-10 – +40 °C
Temperatura di stoccaggio	-10 – +50 °C
Umidità relativa	10% – 85% RH no condensation
Indicatore	C315



Additional fee for verification



Accessori (Additional Fee)

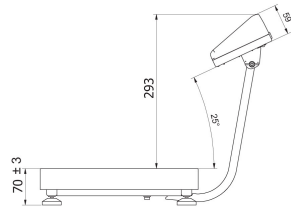
Tavoli antivibranti
 Alimentatore
 Cavo seriale RS 232 (connessione bilance - Stampanti)
 Supporto, set di montaggio a muro e braccetti di montaggio
 Cavo di alimentazione con spina per accendisigari
 Display

Cavo seriale RS 232, RS 485
 RS 232 – Ethernet Converter
 AP2-1 Power loop output
 RS 232 – USB Converter
 RS 232 – RS 485 Converter
 Stampanti di ricevuta

Software (Additional Fee)

- RAD Key [WX-010-0005]
- Editore per sistemi di pesatura 2.1 [WX-010-0173]

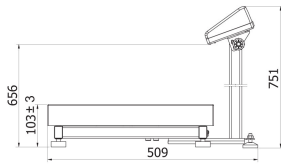
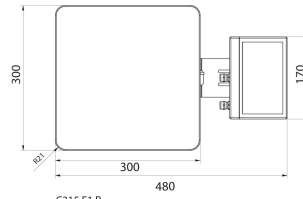
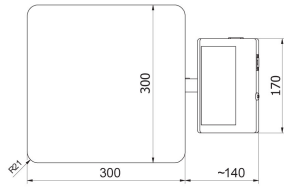
- R-LAB [WX-010-0080]



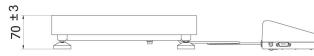
C315.F1.M



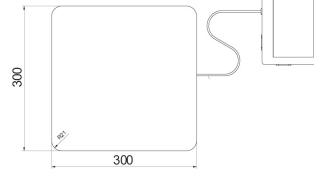
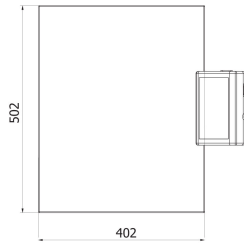
C315.F1.R



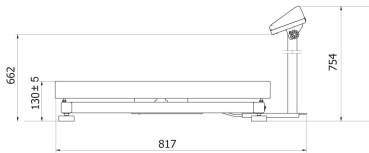
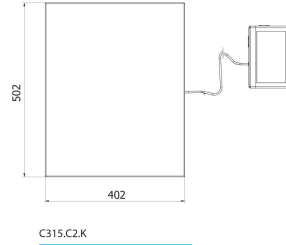
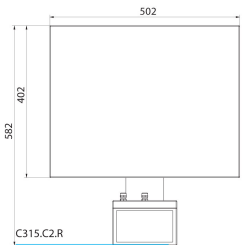
C315.C2.M



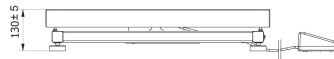
C315.C2.K



Device dimensions L x P x A



C315.C3.M



C315.C3.K

