



More information on the website  
[mirror.radwag.com/en/info,w1,0VD](http://mirror.radwag.com/en/info,w1,0VD)

# C315.4P2.1500.C Beam Scale


WP-240-0001



The drawings, photos and graphics used are for illustrative purposes only.

## Functions


 Plus/Minus Control

 Percent Weighing

 Totalizing

 Parts counting


 Internal battery

 Peak hold

 Newton unit measurement

 GLP Procedures

 Animal weighing

 ALIBI Memory

## Datasheet

Metrological parameters	
Maximum capacity [Max]	1500 kg
Minimum load	10 kg
Readability [d]	500 g
Verification unit [e]	500 g
Tare range	-1500 kg
Max readability for non-verified scale	500 g
OIML Class	III

Physical parameters	
Display	4.3" LCD (backlit)
Cable length	3 m + 5 m
Weighing pan dimensions	2 pcs 1.2 m
Device dimensions W x D x H	1200×120×85 mm
Scale mass with indicator	37 kg
Construction	
Protection class	IP 65 construction, IP 67 cell, IP 43 terminal
Communication interface	
Communication interface	RS232
Optional interfaces	RS232
Electrical parameters	
Power supply	100 – 240 V AC 50/60 Hz and battery
Power consumption max.	5 W
Operation time on batteries	max 8h
Environmental conditions	
Operating temperature	-10 – +40 °C
Relative humidity	10% – 85% RH no condensation



Additional fee for verification



## Accessories (Additional Fee)

Power Adapters

RS 232 cables (scale - printer)

Stands, wall mounting kits and mounting brackets

Cigarette lighter receptacle power supply cables

Displays

RS 232 – Ethernet Converter

AP2-1 Current Loop Unit

RS 232, RS 485 cables

RS 232 – USB Converter

RS 232 – RS 485 Converter

Receipt Printer

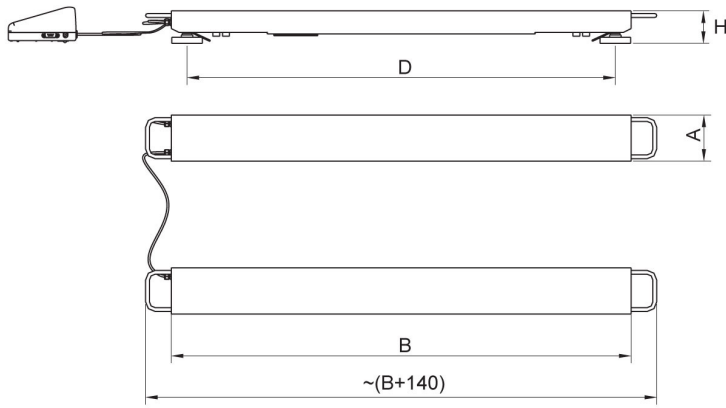
## Software (Additional Fee)

• RAD Key [WX-010-0005]

• Scale Editor 2.1 [WX-010-0173]

• R-Lab [WX-010-0080]

## Device dimensions W x D x H



Scale type	A	B	H	D
C315.4P2.600.C	120	1200	85	1100
C315.4P2.1500.C	120	1200	85	1100
C315.4P2.3000.C	120	1200	85	1100
C315.4P2.2000.C1	120	2000	105	1900
C315.4P2.2000.C2	120	2500	105	2400
C315.4P2.4000.C1	120	2000	155	1880
C315.4P2.4000.C2	120	2500	155	2380
C315.4P2.6000.C1	120	2000	155	1880
C315.4P2.6000.C2	120	2500	155	2380

dimensions in mm